

Integrating semester lists in Blackboard

Summary

The literature needed for a course can be compiled in the library portal Primo as a semester list and integrated into a Blackboard course.

Table of contents

- [Implementation forms](#)
- [Implementation tips](#)
- [Usage](#)
- [Data protection and terms of use](#)
- [Further information](#)
- [Support offered by CeDiS](#)

Implementation forms

The literature in semester lists is available either online or in a printed format in the responsible library. In the university library the titles that can't be borrowed as they need to be there in the library are set up in the reading room under the name of the course. In libraries that have an open access area the books often stay on-site in their regular place ("virtual semester lists").

Implementation tips

Please take note of [the Urheberrechts-Wissensgesellschafts-Gesetz \(UrhWissG\)](#) – the new copyright law that aligns the copyright laws to the current requirements of a knowledge society and [the non-binding pointers for LMS by the Deutsche Bibliotheksverband \(dbv\)](#) / German Library Association.

Usage

The semester list is set up by the librarians of the responsible library after they have received a list with the needed literature from the lecturers. As soon as the semester list has been created, the lecturers receive a link to this list. They can then add the link in any content area of their course as a "Web link" (see Illustration 2) via the menu "Create content" (see Illustration 1). A description can be added if desired (see Illustration 2).

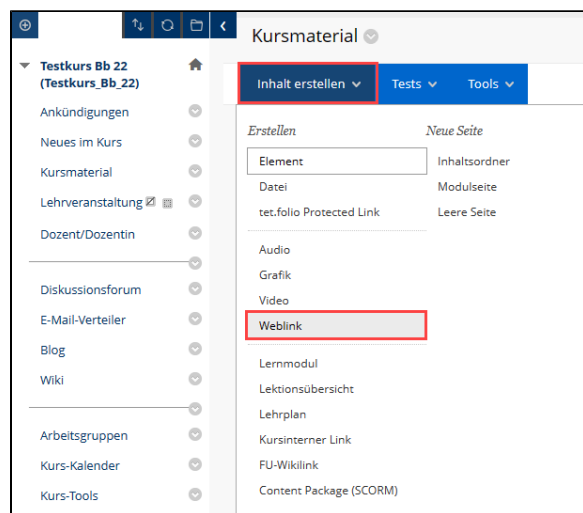


Illustration 1: Menu "Create content" > "Web link" in Blackboard

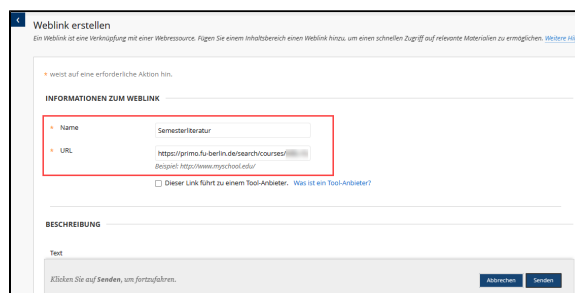


Illustration 2: Provide semester list in Blackboard as a web link

Alternatively, you can also integrate the semester list directly into the course menu via a web link.

The created semester list can be found in the library portal Primo in its very own search section with special search and filter possibilities (course name, course number, lecturer; see Illustration 3).

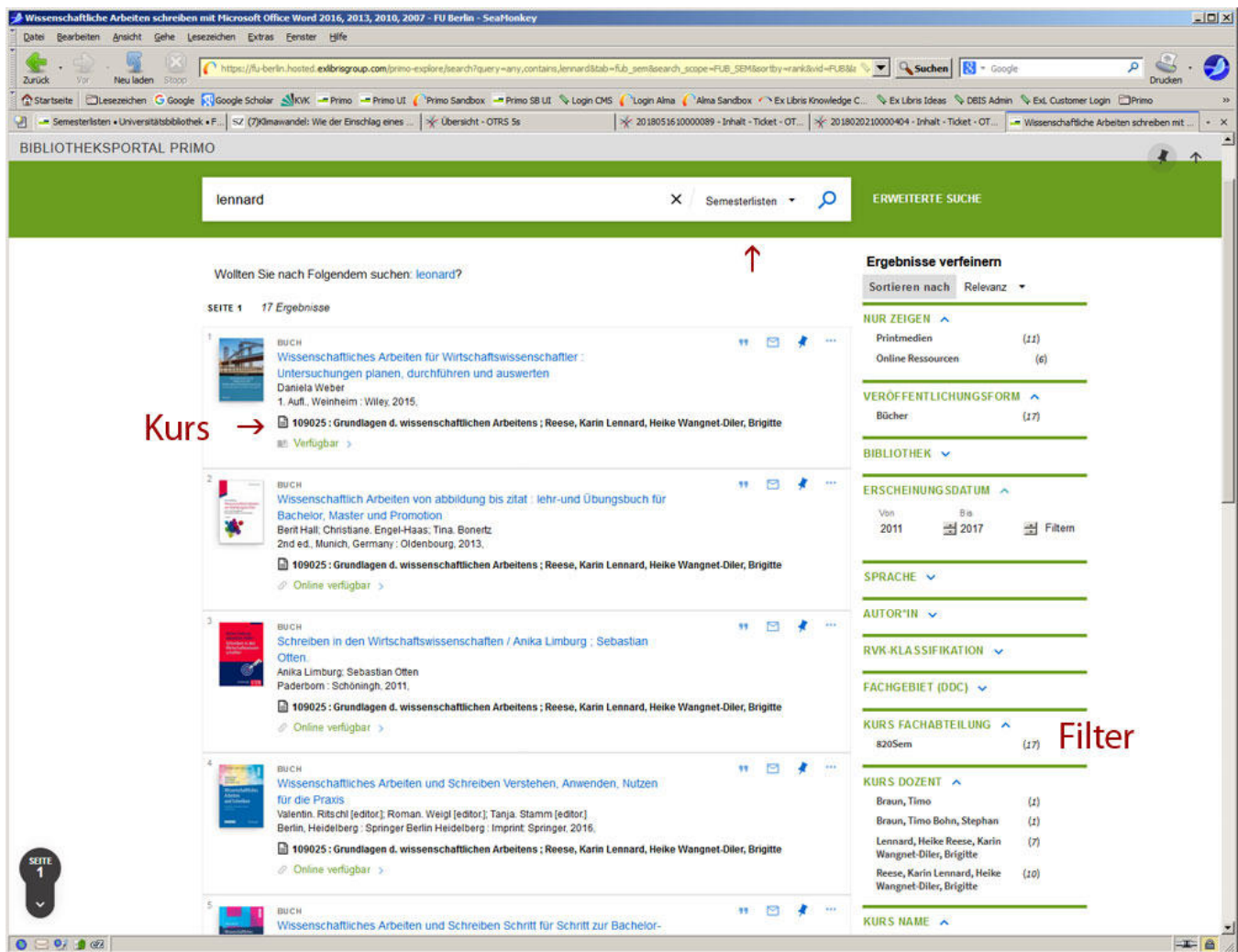


Illustration 3: Semester list search in Primo (source: <https://www.fu-berlin.de/sites/ub/literatursuche/semesterlisten/index.html>, accessed on 08.01.2019)

Data protection and terms of use

- If you have any legal questions on data protection, data safety, protection of intellectual property rights etc. that crop up during the design phase of a course supported by e-learning, the usage of existing material or the implementation of tools then please contact the [Office of the General Counsel of the Freie Universität Berlin](#). Written information on these topics can be found [here](#) (Login with FU-Account required)

Further information

- Semester lists in Blackboard: <https://www.fu-berlin.de/sites/ub/literatursuche/semesterlisten/index.html>

Support offered by CeDiS

- Consulting services for the implementation of digital solutions in teaching:** The Center for Digital Systems (CeDiS) has extensive experience of many years when it comes to the implementation of digital media and systems within the fields of teaching, learning and research. We offer a wide variety of consulting services on the implementation of these tools and systems within the entire academic scope and especially at Freie Universität Berlin.
- Training courses and workshops:** For lecturers at Freie Universität Berlin (professors, employees, tutors) as well as lecturers of other universities CeDiS offers training courses and workshops on the topic of teaching and learning with digital media. These courses enable participants to implement online elements within their own sphere of teaching.
- The Executive Board of the Freie Universität supports e-learning initiatives: With the [e-learning funding program](#) financial resources are provided to lecturers that enrich and improve their courses quality-wise by implementing technological and media-related support. All of the academic staff teaching, the lecturers or even the institutions of the Freie Universität - without the Charité-Universitätsmedizin - can be supported within this program.

